



2024 Brochure


Turning spaces into solutions

OUR COMPANY

Founded in **Toronto** back in 2002. We **specialize in manufacturing high quality modular walls** for all kinds of markets. Our products are designed with **environmentally friendly and sustainable material to reduce ours and our client's carbon footprint.**

We believe in the power of design, and our modular walls are no exception. Our **products are created with compatible finishes and accessories that are future-proof, allowing us to adapt to our clients' growing needs.** With minimal labor required to add or reconfigure our modular walls, our unique design detail offers a quick and efficient solution to any workspace.





From our **wide range of standard finishes to non-standard finishes**, we offer a variety of options to suit your corporate image or concept. Our products are manufactured to fit your space, and **we offer full height, partial height, mixed glass, full glass, solid, and full solid walls** to choose from.

If noise is a concern, our standard solid panel STC rating of 49 STC can exceed this by using additional batting, while our double glazed panel offers an STC of 42 STC. From **clear glass to colored glass, sliding doors to swing doors**, we can help you turn your office into a productive, successful working environment.

Our modular components **offer architects and space planners complete freedom in designing** the most suitable office space, providing the **best alternative to conventional construction.** With our **large variety of modular panels, universal brackets, and hardware**, assembly and disassembly of entire walls are quick and easy. The setup during installation, ongoing operation, maintenance, and reconfiguration is considerably **less time-consuming**, making changes to your dynamic workplace stress-free.

» Design with freedom,
build with ease





RECLAIM CYCLE USE



100% of our modular partitions are used during reconfiguration, reducing waste in landfills, and without any damage to carpets or hard floors.

Maximize space utilization and facilitate ease of change, especially with unforeseen site conditions, while **saving on costs**.

Our modular walls are **designed to meet the unique needs of architects, designers, and contractors**. With IMT, you can rest assured that you're receiving high-quality, environmentally friendly products that are designed to last.

Reclaimed
materials in
89%
raw material

Components
99%
re-usable

Products
98%
recyclable



 **VISUAL**
elements

» Flex your space, clarity redefined

» Bringing clarity and creativity to your workspace



GLASS PARTITIONS

Transparent yet private - A perfect balance

Glass partitions are a **contemporary solution** for workspaces that foster an **open and collaborative work environment with privacy.**

Our 2-step process for specification and flexible manufacturing/installation allows for quick and cost-effective changes.

Our glass walls will enhance the collaboration demanded by modern offices, **maximizing your return on investment with seamless and elegant flexibility.**





Innovative
design meets
practicality

A modern
solution
for modern
workspaces





» Flexibility at its clearest



» See through your space in a new way

CLEARFLEX PARTITIONS

Unobstructed views, endless possibilities

An **innovative butt joint glass wall system** designed to meet the high standards **of quality, simplicity, and reliability** that **IMT is renowned for in the industry.**



Fully modular and adaptable, our Clearflex Partition is designed to keep up with the ever-changing demands of today's working environments. With in-field reconfiguring options, you can **easily adjust and transform your space** to meet your specific needs, all while **maintaining a sleek and modern aesthetic.**

“*Experience the freedom to create your ideal workspace with the Clearflex Partition, the ultimate solution for businesses that value flexibility, functionality, and style.*”

ClearFlex is engineered with...

- 1" leveling capabilities for installations with uneven floors
- 3/8" (10mm) or 1/2" (12mm) glass thickness options
- STC rating: 34 - 38
- Reversible Non handed door frames and hardware to reduce inventory and can be field retrofitted
- Has two standard frame finishes:
 - Anodized aluminum
 - Powder coated blackCustom Powder coated White
- Can be as tall as 10ft, depending on the specific product
- Can seamlessly integrate with IMT's ReFlex wall partition systems





» Clear flex, clear vision



Flex your space, clarity redefined ‹‹

REFLEX PARTITIONS

The perfect fit for your evolving workspace

Glass | Solid | Duo Segmentation



Customize your walls to meet your unique needs with whiteboards, tack boards, slotted sections, shelves, and segmented panels at any height or width you require. Whether it's free-standing, self-supported, or full height, our walls offer endless possibilities to showcase your creativity.

With noise reduction a priority, our **standard solid panels** have an **impressive STC rating of 49 STC** when **fully insulated**, and our **double-glazed glass boasts an STC of 42**, allowing you to concentrate on the task at hand without interruption.

Choose from a **wide range of glass options**, from **clear to colored, frosted to patterned, single or double glazed**. Our **doors can be glass sliders or pivots, laminate or veneer**, with any style vision panel you can imagine.

“*Whether it's a minimalist look or a bold statement, IMT's partition systems will bring your design vision to life.*”



SOLID REFLEX

Solid walls, infinite possibilities

We believe that every business is unique and so are their needs. That's why our solid reflex partitions offer a **range of finishes** beyond the ordinary. We provide **cladding options that include laminates, veneers, glass, and even metal wrapped finishes** to perfectly match your concept and business.

Our walls aren't just visually stunning, they also offer a **high level of privacy and acoustic performance**. Whether you need **plain vertical panels or a segmented horizontal pattern that reaches any height**, our solid reflex partitions are sure to impress your clients and stakeholders.







DUO SEGMENTED

The perfect blend of glass & solid

With **customizable glass and solid sections**, you have the freedom to design the wall to fit your exact needs. Whether you want more glass or more solid segments, we can make it happen.

Plus, **our unique system allows for easy relocation of the sections**, giving you even more flexibility to adapt to your changing workspace.





DOORS

The perfect entrance to any room

FRAMELESS HINGED GLASS

All our frameless doors **come STANDARD with a brushed stainless lever handle, hinges, and keys.** They are **field interchangeable and fully reversible.** Privacy seals are included on 3 sides of the door. **Premium black hardware** is also available.



FRAMELESS SLIDING GLASS

Our frameless sliding Glass door system **comes STANDARD with an acoustically gasketed soft close feature and 5 foot ladder pull.** All IMT sliding doors **come complete with an IC Core and keys.** **Premium black hardware** is also available.



Solid or sliding doors **come with ANSI Grade 2 locking lever handle** and is **available in laminate or veneer finishes.** **Custom designed vision panels** are available in all our solid/veneer door styles. **Premium black hardware** is also available.

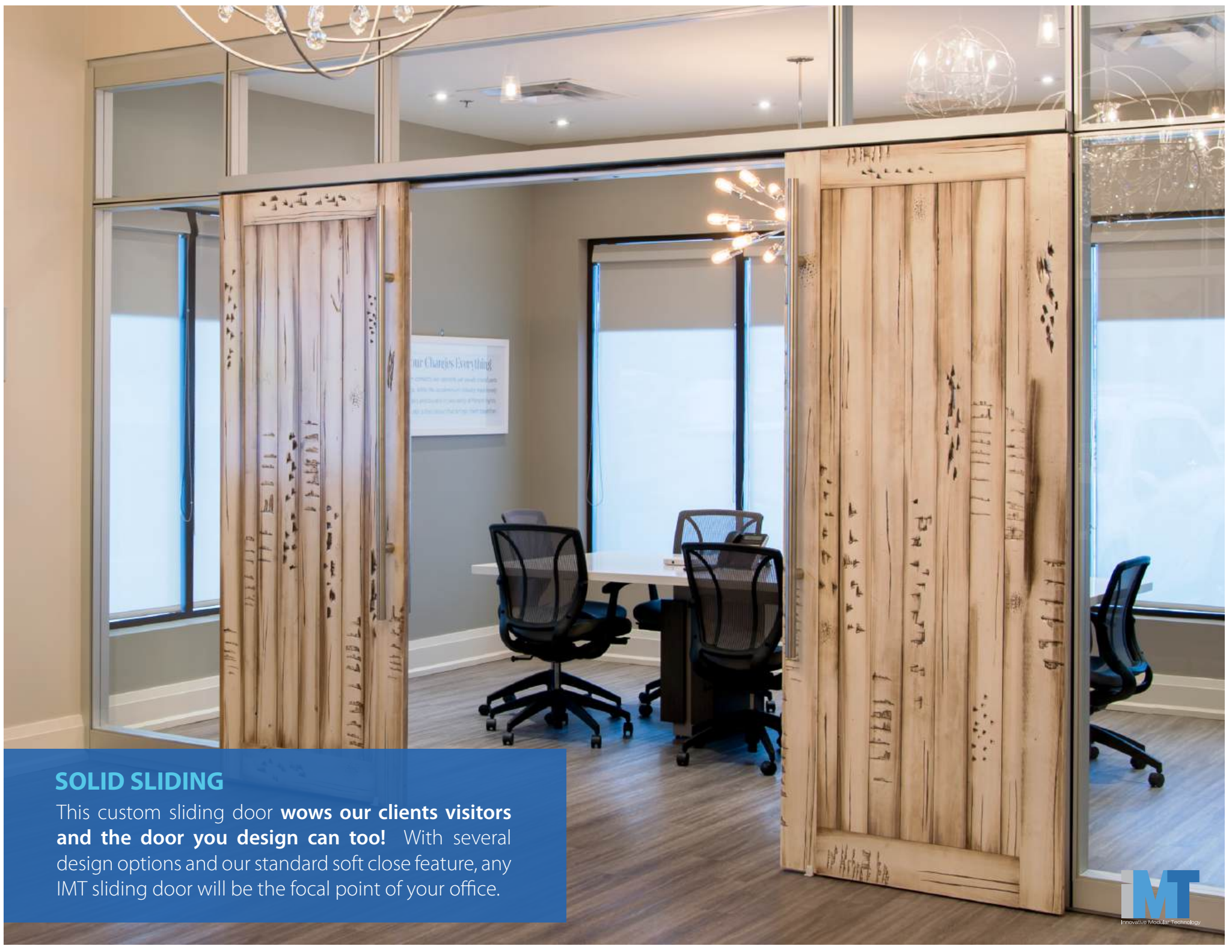
SOLID LAMINATES OR VENEER



Doors come with ANSI Grade 2 locking lever or our 5 foot ladder pull with IC core. The doors have **seals on all 4 sides increasing the privacy.** **Premium black hardware** is also available.

FRAMED ALUMINUM DOOR





SOLID SLIDING

This custom sliding door **wows our clients visitors and the door you design can too!** With several design options and our standard soft close feature, any IMT sliding door will be the focal point of your office.

HARDWARE

Design friendly options



A variety of hardware and accessories to complete your modular partitions and give your office space the personalized look you want. **We can provide brackets to work with any furniture manufacturer to get the greatest return on your investment.**

SLIDING DOOR
LADDER PULL



SOLID DOOR
LEVER



GLASS SWING
DOOR LEVER



WALL HANGING
ABILITY



A **variety of hardware and accessories** are available to personalize your modular partition solution



ACCESSORIES



IN WALL MONITOR



WHITE BOARD/
SLOT WALL



SURFACE
WALL MONITOR



SHELVING &
CANTILEVER BRACKETS



COLOURED FROST



ELECTRIC STRIKES



COAT HOOK



» Design with freedom,
build with ease

CLIENTS CATERED



“It truly amazes me how they arrive with all their gear, fully complete the job, and then leave with everything in the area as neat and tidy; almost as if they were never here. The work they do is impeccable.”

- TERESA J
McMaster Automotive Resource Centre (MARC)



“we have nothing but positive comments, not only for your quality and efficient workmanship, but also all IMT staff have been wonderful to work with.”

- DOREEN S
The Canadian Institute of Chartered Accountants (CPA)



|| CLIENTS CATERED ||



“Your specification team is quick in getting back to us with drawings for our review so that we can be sure that our clients are receiving exactly what our sales staff had discussed with them.”

- HARKEL OFFICE FURNITURE LIMITED

“IMT product is the most installer friendly product we have ever installed. The simplicity of the product itself and the availability of common parts allows us to complete all the installations on time with no delays.”


- SHANNON
The Office FIRM












Contact Us Today

 www.i-m-t.com

 info@i-m-t.com

 416-743-4513 | F: 416-743-0132 | 1-844-IMT-1-IMT (468-1468)

 40 Penn Drive, Toronto, Ontario M9L 2A9

Follow us at:

